

Finding Actives on vhlcentral.com

Step 1 – Once logged into vhlcentral.com click on the text book on the right hand side.

VISTA
HIGHER LEARNING
Live language.

vhlcentral

Next Step: Access your course by clicking the picture of your book.

my profile

Kim
Health Care Administration
[edit profile >](#)

Follow us on Facebook

Save up to 20% off bookstore prices

Next stop: Colombia

Are you looking to improve your Spanish, surround yourself with history, beautiful landscapes, delicious foods and a variety of cultures and races? If your answer is yes, then Colombia should be first on your list for travel destinations! It is the perfect location for students to explore a multicultural environment and have unforgettable experiences. Click the link below to see more about the adventures that await you!
[see more >](#)

Logging into your Supersite

Supersite NEWS

my programs

[redeem a code >](#)
[enroll in a course >](#)

AVENTURAS
FOURTH EDITION

Aventuras, Fourth Edition

SPN1120-fall 2013
26-Aug-2013 to 10-Dec-2013
Fall 2013 - Tues
School: Valencia College-Osceola / Lake Nona
Instructor: Terry Allcorn

Step 1

Step 2 – In the upper right hand corner you will see the words Course/Content/Calendar/Grades/Communication. Hover your mouse over the word “Content”.

AVENTURAS
Supersite

Course

Course Content Calendar Grades Communication

assignments

Due Tuesday, December 10th
due 05:59 PM

Lección 1 Gramática	7 activities
Lección 2 Preparación	11 activities
Lección 2 Gramática	22 activities
Lección 3 Preparación	10 activities
Lección 3 Gramática	22 activities
Lección 4 Preparación	10 activities
Lección 4 Gramática	21 activities
Lección 5 Preparación	12 activities
Lección 5 Gramática	15 activities

ESTIMATE 21h 40m [start](#)

class bulletin

Notifications (0)
You have no pending notifications. [view all >](#)

Announcements (0)
You have no pending announcements. [view all >](#)

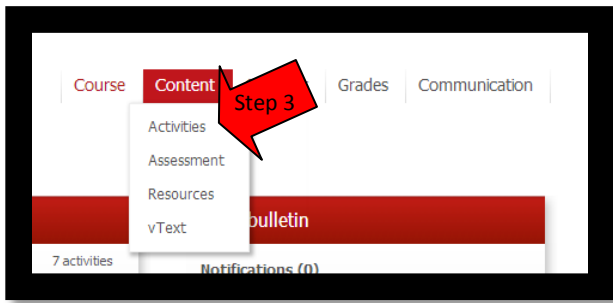
extra practice

Lección 5 | Gramática | 5.1 Estar with conditions and emotions | Grammar presentation: Estar with conditions and emotions

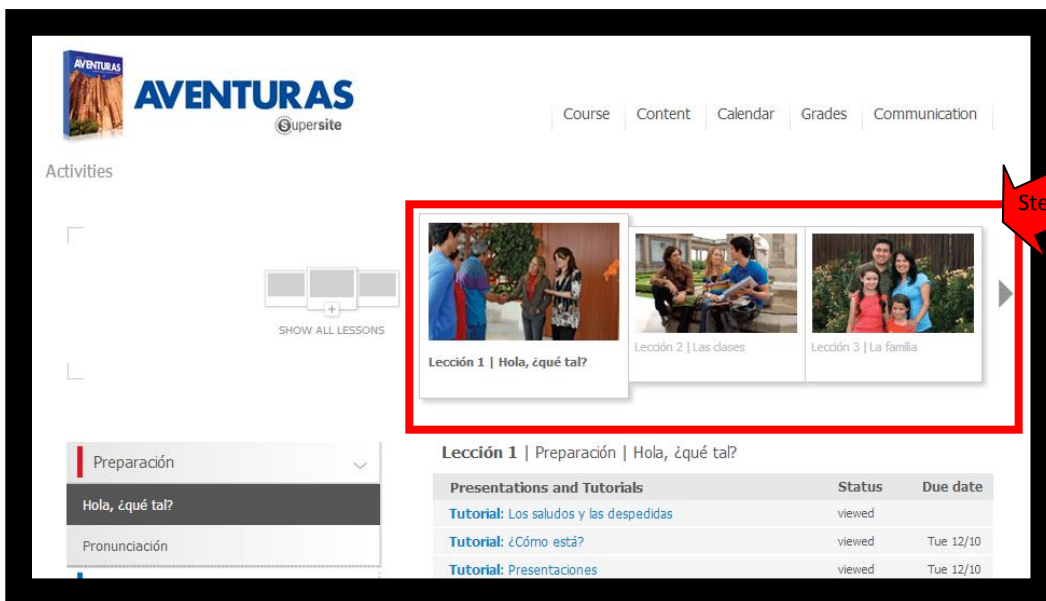
Lección 5 | Gramática | 5.1 Estar with conditions and emotions | Tutorial: Estar with conditions and emotions

Step 2

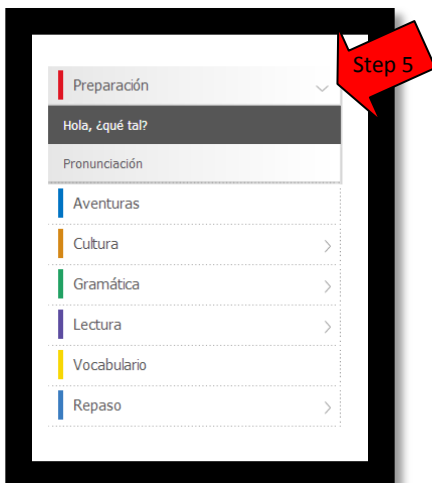
Step 3 – Click “Activities” in the drop down box.















Step 4 – Across the top of the page you will see pictures. Each picture stands for a different lesson. Pick the lesson you are working on.



Step 5 – On the left hand side of the screen you will see the different sections within the lesson. Pick on the section you would like to work on.



Step 6 - You will see the actives listed. Those with a due date are the ones recommended by the professor.

Lección 3 Preparación La familia		
Presentations and Tutorials	Status	Due date
Tutorial: La familia		Tue 12/10
Tutorial: Otras personas		Tue 12/10
Tutorial: Profesiones		Tue 12/10
Listening practice: La familia		
Practice Activities	Status	Due date
Escuchar 		
Emparejar 		
Completar 		
Profesiones 		
Emparejar		Tue 12/10
Seleccionar		Tue 12/10
Games	Status	Due date
Arrastrar		Tue 12/10
Crucigrama		Tue 12/10
Communication Activities	Status	Due date
La familia Vargas   		
¿Y tú?   		
Workbook	Status	Due date
1 - La familia		Tue 12/10
2 - Diferente		Tue 12/10
3 - Definiciones		Tue 12/10
Lab Manual	Status	Due date
1 - Escoger 		
2 - La familia González   		
3 - Profesiones 